


WILLIAMS-CONE SCHOOL

Budget Requests
2024-2025





2024-2025 STAFFING REQUEST



1.0 RTI-Academic Teacher


-To address the learning gaps in literacy and math of students in all grade levels K-5.

This is accomplished through:

- *Consistent evidenced based learning interventions through individualized and/or small group learning.
- *Planning & organizing weekly Professional Learning Community meetings for grade levels.
 - *Careful, consistent, & timely review & analyzation of student achievement data.
- *Progress Monitoring-schoolwide, grade level, student sub-groups, individual students.
 - *NWEA Leadership & Support
 - *Lexia Labs Oversight
 - *Assessment Implementation Support
 - *Professional Development Leadership
- *Consultative/collaborative support & leadership to regular & special education staff.

*1 in place for 2023-2024







VISION

Williams-Cone School is a safe and kind school that inspires every student to succeed.

Compassionate, Curious, Confident Learners



DEMOGRAPHICS

Total Enrollment

225 PreK-5 Students

2023-2024 General Education Classrooms

- PreK-1
- Kindergarten-3
- 1st Grade -2
- 2nd Grade-2
- 3rd Grade-2
- 4th Grade-2
- 5th Grade-2

2023-2024 Special Education Classrooms

- K-3 Resource
- 4/5 Resouce
- K-5 Flex

*One classroom of each.

Response to Intervention-Academic

- 2 teachers
- 1 para
- Currently servicing 48 students K-5

Winter 2024



FACTORS THAT HAVE IMPACTED STUDENT GROWTH



Lack of Staffing

Like all schools, WCS faced many challenges and setbacks during the Covid-19 pandemic. A particular setback was in the significant lack of special education and intervention staffing during the 2020-21 and 2021-22 school years.

Inconsistent Teaching & Learning

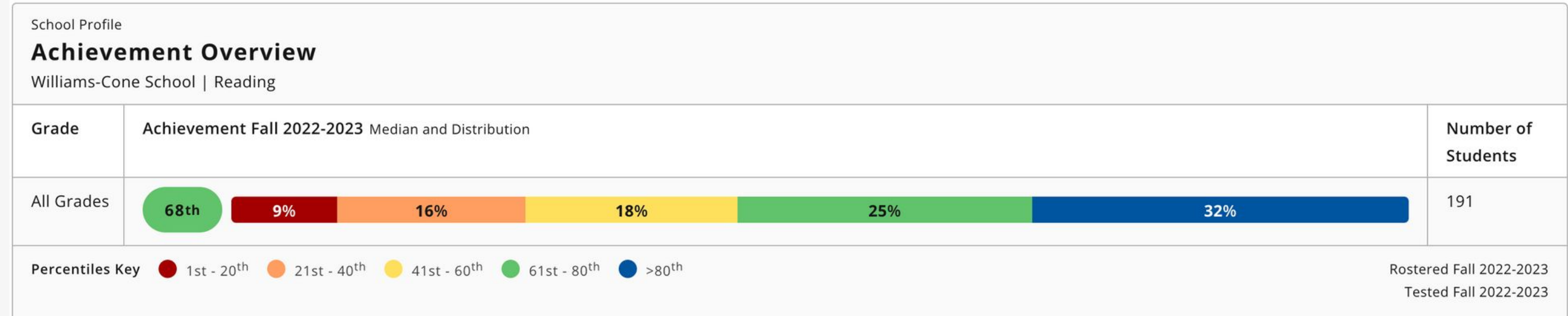
Students in grades two through four received inconsistent academic programming for up to a three year period due to the Covid-19 pandemic.

Childhood Trauma

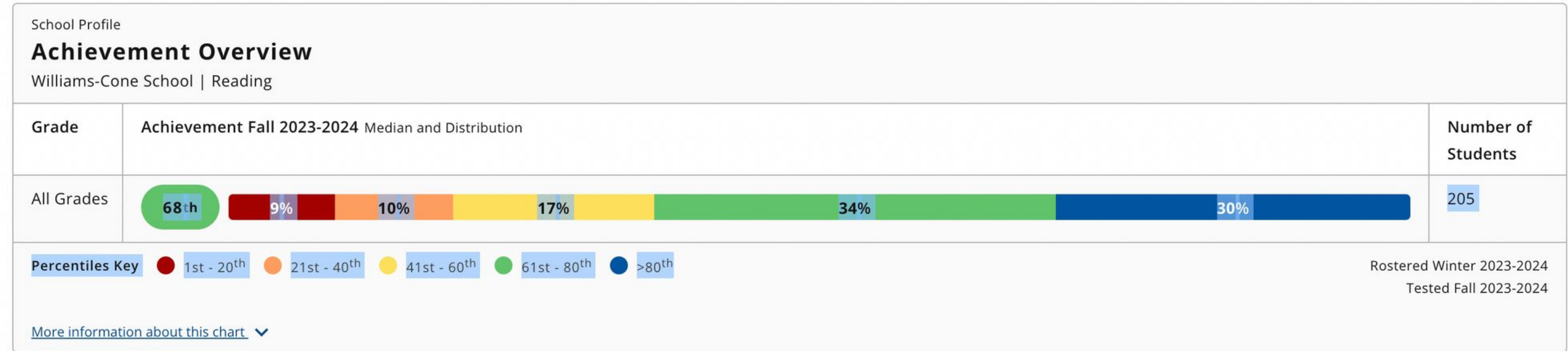
We have witnessed and experienced a significant increase of students with 1 or more Adverse Childhood Experiences. At least 50% of all WCS have at least 1 or more ACES.



Williams-Cone School



Williams-Cone School





LITERACY

AREAS OF INSTRUCTIONAL CONCERN

Closing the gap of students who fall below the 61st percentile.



Lexia Skill Progress

January 2024

High Risk

K: 3

Grade 1: 11

Grade 2: 10

Grade 3: 7

Grade 4: 25

Total: 56

Grade 4:

Fall 2021- 47% of the students fell below this range.

Fall 2022- 41% of the students fell below this range.

Fall 2023- 38% of the students fell below this range. *

*16 students total

IEP: 9

RTI: 4

RTI Total: 13

Grade 3:

Fall 2021- 36% of the students fell below this range.

Fall 2022-47% of the students fell below this range.

Fall 2023-39% of the students fell below this range*

*13 students

IEP: 8

RTI: 2

RTI Total: 5

Grade 2:

Fall 2022- 36% of the students fell below this range.

Fall 2023- 41% of the students fell below this range. *

* 15 students

IEP: 7

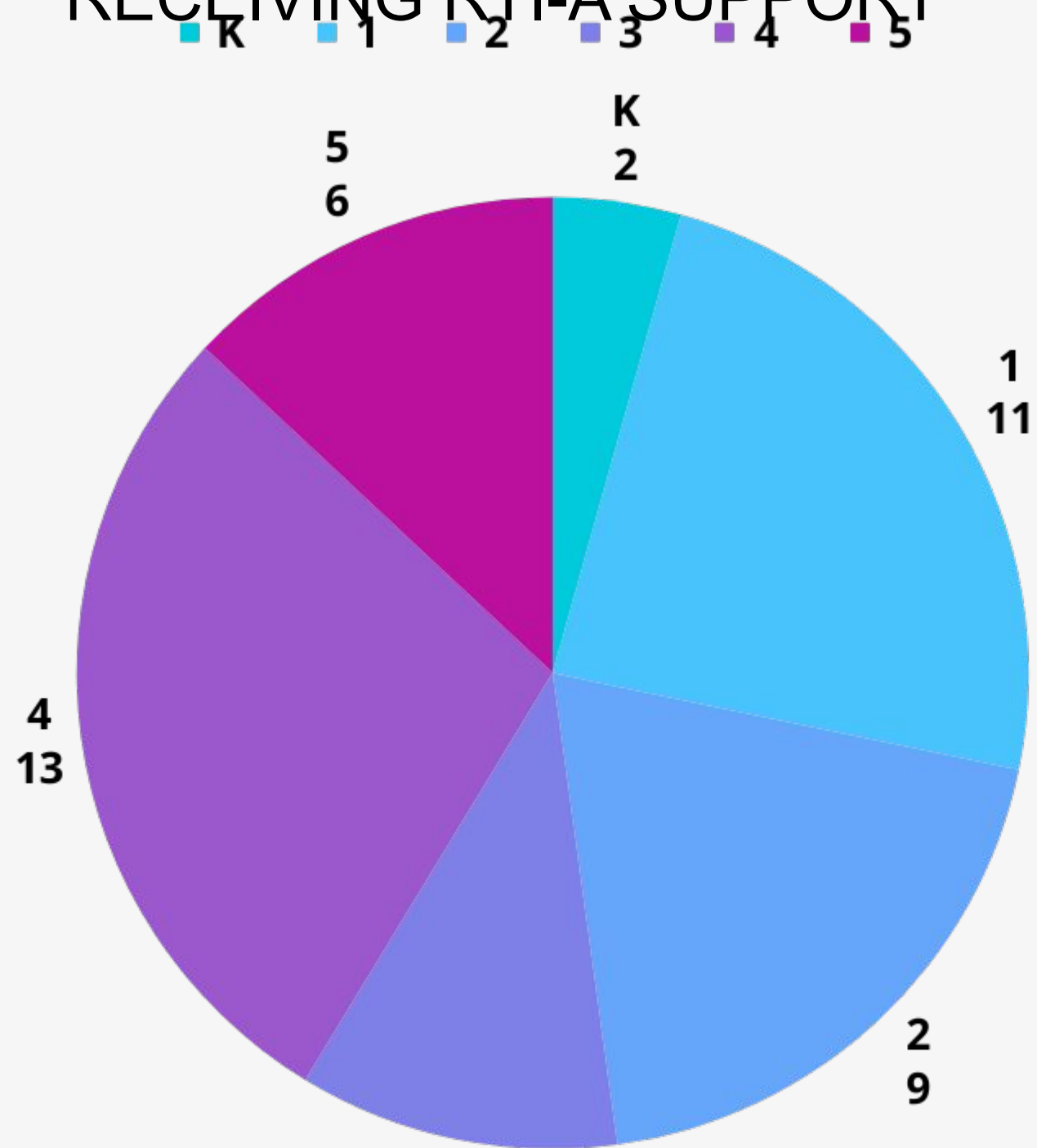
RTI: 7








Fall
202
3

RTI-LITERACY

OF STUDENTS PER GRADE LEVEL CURRENTLY RECEIVING RTI-A SUPPORT



25 Groups
46 students



Williams-Cone School

School Profile		
Achievement Overview		
Williams-Cone School Math K-12		
Grade	Achievement Fall 2022-2023 Median and Distribution	Number of Students
All Grades		191
Percentiles Key ● 1st - 20 th ● 21st - 40 th ● 41st - 60 th ● 61st - 80 th ● >80 th		Rostered Fall 2022-2023 Tested Fall 2022-2023

Williams-Cone School

School Profile		
Achievement Overview		
Williams-Cone School Math K-12		
Grade	Achievement Fall 2023-2024 Median and Distribution	Number of Students
All Grades		213
Percentiles Key ● 1st - 20 th ● 21st - 40 th ● 41st - 60 th ● 61st - 80 th ● >80 th		Rostered Fall 2023-2024 Tested Fall 2023-2024

MATH

AREAS OF INSTRUCTIONAL CONCERN

Closing the gap of students who fall below the 61st percentile.

Grade 4:

*Grade 4's math achievement has a class median average that is at the 61st percentile, which is a total of 14 students below the 50th percentile. This falls below the overall school median of 65%. Current breakdown of supports for students in this range:



Closing the gap of students who fall below the 61st percentile.

Grade 4:

Fall 2021- 38% of the students fell below this range.

Fall 2022- 56% of the students fell below this range.

Fall 2023- 50% of the students fell below this range.*

*21 students were below the 61st percentile. Current breakdown of supports for students in this range:

IEP: 11 RTI: 3

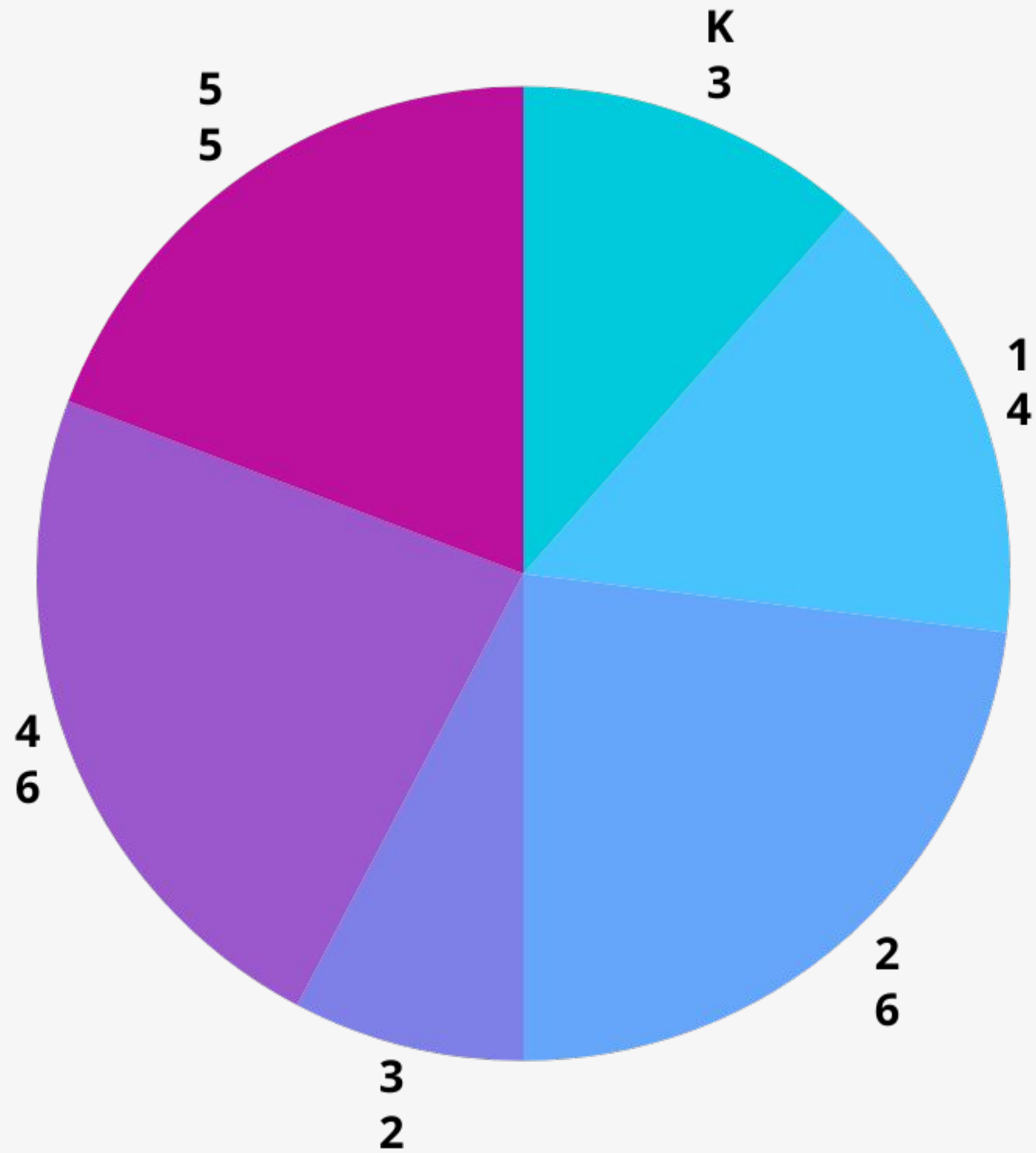
*Currently a total of **6** students are receiving RTI math support in 4th grade due to instructional needs as determined by other assessment measures, curriculum based

Fall
202
3


RTI-MATH

OF STUDENTS PER GRADE LEVEL CURRENTLY RECEIVING RTI-A SUPPORT

■ K ■ 1 ■ 2 ■ 3 ■ 4 ■ 5



14
intervention
groups
26 students



DO ALL OF THESE STUDENTS NEED THIS LEVEL OF RTI SUPPORT?

...

*The NWEA data does not represent the entire picture of any student.

*Other Data Points Used Include:

- Literacy: running records, BEAR Assessment, Haggerty, Letter/Sound I.D.
- Curriculum based assessments -(Ex. On Demand Writing Assessments)
- Math: Topic assessments, Early Math Diagnostic
- Student work
- Teacher observation

*We are always taking into account the “whole child”...including the social, emotional and behavioral needs that also impact learning and growth.

*We know and understand well the power of early intervention and the tremendous positive impact that it has on learning and growth.





RTI-A




JUSTIFICATION

A 1.0 RTI-A teacher is needed for the 2024-2025 school year to address the literacy and math needs of students identified for RTI services and support with a focus on grades two and four.

This is due to the documented needs presented through multiple data measures including NWEA scores, running records, Lexia, EDMI, curriculum based measures and teacher observation.

2024-25 GOAL

80% of all K-5 WCS students will score in the 50%tile or higher range in achievement on the Spring 2025 math and reading NWEA.



24-
25



CONSIDERATION

Enrollment

Kindergarten

Current Enrollment:
33 students

Teaching Staff


3 teachers

Current Average Size:
11 students.
This is below the
district minimum of 14

2024-25 Enrollment Projections

35 students

*average of the
past 3 years
*Consider reducing from 3
kindergarten classes to 2
kindergarten classes to
allow for the RTI-A
position.





THANK YOU

